



Wholesale reset gfci breaker in Bangladesh





Overview

Press the "Reset" Button: Simply press the "Reset" button firmly until you hear a click. This should restore power to the outlet. If it doesn't, proceed to the next steps. Press the "Test" Button: After resetting, press the "Test" button.

Press the "Reset" Button: Simply press the "Reset" button firmly until you hear a click. This should restore power to the outlet. If it doesn't, proceed to the next steps. Press the "Test" Button: After resetting, press the "Test" button.

A ground fault circuit interrupter (GFCI) outlet trips and loses power to protect you from injuries, but how can you get it working again?

Even though there are a few reasons your outlet may lose power, you can easily reset your outlet when it's not working. Keep reading to learn about the easiest.

Yes, you can reset a GFCI circuit breaker yourself, but it's important to do it safely and correctly. A GFCI, or Ground Fault Circuit Interrupter, is a crucial safety device designed to protect you from electrical shock. When a GFCI trips, it means it has detected an imbalance in the electrical.

Read on to learn how to conduct a GFCI outlet reset. Locate the appliances plugged into the outlet and unplug them. Find the outlet's reset button and press it. Plug all appliances back into the outlet to see if the power has returned. Places like kitchens, garages, and outdoor areas may have many.

Occasional self-trip in a GFCI outlet may happen without alerting the breaker panel, so look at the outlet too. Resetting a GFCI outlet can be straightforward if you follow the right procedure. Step 1: Unplug All Devices – Begin by unplugging every device or appliance that is connected to the GFCI.

You simply need to push the red reset button to get things going again. But, if this doesn't restore power, you'll need to work out why your GFCI outlet is not working and take steps to address the problem. Before calling out an electrician, learn how to reset GFCI outlets with these DIY.

Use the directions below to reset a tripped GFI outlet, breaker, or PSI unit. Locate the GFCI Outlet: GFCI outlets are generally located in a garage or utility closet in



the home. The Fiber power supply unit will be in that area, as shown in the image below. Look for outlets with two buttons marked. How do I Reset my GFCI outlet?

Press the “Reset” button on the outlet until you hear a click. Look for the red “Reset” button on the front of the outlet between the sockets. Gently push the button in and listen for a click to signal that the outlet has reset. If the GFCI outlet doesn’t have buttons, then it’s connected to a different GFCI outlet on the same circuit.

Can you reset a GFCI circuit breaker yourself?

Yes, you can reset a GFCI circuit breaker yourself, but it’s important to do it safely and correctly. A GFCI, or Ground Fault Circuit Interrupter, is a crucial safety device designed to protect you from electrical shock. When a GFCI trips, it means it has detected an imbalance in the electrical current, which could indicate a dangerous situation.

What happens if a GFCI breaker trips?

When a GFCI trips, the “RESET” button will often pop out, or the outlet may appear dead, meaning no power is flowing to it or any connected outlets on the same circuit. A GFCI circuit breaker looks similar to a standard circuit breaker but will also have “TEST” and “RESET” buttons, usually on the face of the breaker itself in your electrical panel.

Why is my GFCI breaker not working?

Plug the rest of your devices into the outlets on the circuit one at a time so you don’t overload the circuit. If your GFCI outlet trips again and you lose power to the outlets, you may be plugging too many things into the circuit. If nothing turns on when you plug it in, then you may have to reset the breaker.



Wholesale reset gfci breaker in Bangladesh



[How to Reset a GFCI Outlet: Repair and Troubleshooting Tips](#)

A ground fault circuit interrupter (GFCI) outlet trips and loses power to protect you from injuries, but how can you get it working again? Even though there are a few reasons your ...

[Request Quote](#)

[How To Reset A GFCI Circuit Breaker Safely](#)

Yes, you can reset a GFCI circuit breaker yourself, but it's important to do it safely and correctly. A GFCI, or Ground Fault Circuit Interrupter, is a crucial safety device designed ...


[Request Quote](#)



[How to Reset a GFCI Outlet \[3 Steps\] , In Charge Electric](#)

Learn how to reset a GFCI outlet in 3 simple steps. Keep your space safe and get the power back on swiftly using these quick troubleshooting tips!

[Request Quote](#)



[How to Troubleshoot, Reset, and Repair Your GFCI Outlet](#)

Before you can reset or repair a GFCI outlet, you need to determine whether it's working as intended or not. Locate the 'TEST' button on your GFCI outlet. This should be a small button ...



[Request Quote](#)



[How do I reset my tripped GFI outlet, breaker, or PSI unit?](#)

Visually inspect all GFCI outlets in your home and find the one with the popped-out "Reset" button. Press the "Reset" Button: Simply press the "Reset" button firmly until you hear a click.

[Request Quote](#)

[How to Reset Ground Fault Circuit Interrupter \(GFCI\) Safely](#)

Learn how to reset a GFCI outlet safely. Step-by-step guide, safety tips, troubleshooting advice, and when to replace a faulty GFCI device.

[Request Quote](#)



[How to Reset a GFCI Outlet \[3 Steps\], In Charge ...](#)

Learn how to reset a GFCI outlet in 3 simple steps. Keep your space safe and get the power back on swiftly using these quick ...

[Request Quote](#)



[How to Reset a GFCI Outlet in 4 Steps .](#)



[Angi](#)

Visually inspect all GFCI outlets in your home and find the one with the popped-out "Reset" button. Press the "Reset" Button: Simply press the "Reset" button firmly until you hear a click.

[Request Quote](#)



[5 Easy Steps to Reset a GFCI Breaker * flexco](#)

A step-by-step guide on how to reset a GFCI breaker, including identifying the breaker, pressing the reset button, and resolving common issues.

[Request Quote](#)

[How to Troubleshoot, Reset, and Repair Your ...](#)

Before you can reset or repair a GFCI outlet, you need to determine whether it's working as intended or not. Locate the 'TEST' button on your GFCI ...

[Request Quote](#)



My GFCI Won't Reset. What Happened?

Each GFCI outlet has a test and reset button, often labeled black for the test button and red for reset. These buttons can test the power running through the GFCI circuit and reset ...

[Request Quote](#)



[How to Reset a GFCI Outlet in 4 Steps .](#)



[Angi](#)

Safety outlets cut power to connecting devices for various reasons. Learn how to reset GFCI outlets yourself and when hiring a pro is best.

[Request Quote](#)



[How To Reset A GFCI Circuit Breaker Safely](#)


Yes, you can reset a GFCI circuit breaker yourself, but it's important to do it safely and correctly. A GFCI, or Ground Fault Circuit ...

[Request Quote](#)

My GFCI Won't Reset. What Happened?

Each GFCI outlet has a test and reset button, often labeled black for the test button and red for reset. These buttons can test the ...

[Request Quote](#)



[How To Reset A GFCI Outlet: Won'T Reset? 6 Ways To Fix It!](#)

In this article, we will guide you through six simple ways to troubleshoot and fix the issue, ensuring that your GFCI outlet is back up and running in no time. So, let's dive in and ...

[Request Quote](#)





Contact Us

For catalog requests, pricing, or partnerships, please visit:

<https://www.energyinnovationday.pl>

Phone: +48 22 335 1273

Email: info@energyinnovationday.pl

Scan the QR code to contact us via WhatsApp.

