



# What does abnormal communication with the base station mean





## Overview

---

In SMS delivery systems, “Unknown Base Station” usually refers to a network-related anomaly indicating that the sender’s or receiver’s mobile device is connecting (or appears to be connecting) to a base transceiver station (BTS) that is not recognized or authenticated within the.

In SMS delivery systems, “Unknown Base Station” usually refers to a network-related anomaly indicating that the sender’s or receiver’s mobile device is connecting (or appears to be connecting) to a base transceiver station (BTS) that is not recognized or authenticated within the.

The present-day tele-space is incomplete without the base stations as these constitute an important part of the modern-day scheme of wireless communications. They are referred to as cell towers or cellular antennas. These types of objects are an inevitability since they serve the purpose of.

A fake base station exploits vulnerabilities in the broadcast message announcing a base station’s presence, which is called SIB1 in 4G LTE and 5G NR, to get user equipment to connect to the fake base station. Once connected, the fake base station can deprive the user of connectivity and access to.

Recently, rogue base station (RBS) attack is growing common. A RBS attack occurs when an attacker uses a fake base station (FBS) to mimic a legitimate base station, luring phone users to connect and facilitating activities like stealing personal information and sending spam messages. This type of.

The key to any wireless system is the communication between the wireless transmitters and the base station. We use a bi-directional communication protocol; this means that if communications fail the system can alert users. The most common causes of communication failure are: Repeaters are turned.

Rogue base stations, often set up by malicious actors, pose significant threats to network security and user privacy. These unauthorized stations mimic legitimate network towers, tricking devices into connecting with them, which can lead to eavesdropping, man-in-the-middle attacks, and data.

While global communication base station deployments have surged by 38% since




2021, service interruptions still cost operators \$17 billion annually. What makes base station troubleshooting persistently challenging despite technological advancements?

Let's examine the paradox of modern network.



## What does abnormal communication with the base station mean



### Communication Base Station Troubleshooting , Huijue Group E-Site

Recent breakthroughs in photonic error correction (PEC) algorithms now enable self-healing base stations to autonomously reroute signals around damaged components.

[Request Quote](#)

### [AI-Based Anomaly Detection for Rogue Base Stations](#)

Rogue base stations, also known as fake base stations, operate without authorization, often to perform malicious activities. They can disrupt communications, intercept ...

[Request Quote](#)



### Real-Time Rogue Base Stations Detection System in Cellular ...

Recently, rogue base station (RBS) attack is growing common. A RBS attack occurs when an attacker uses a fake base station (FBS) to mimic a legitimate base station, ...

[Request Quote](#)



### [Error 2: Unknown Base Station : SMS.to](#)

Sometimes it indicates a rogue or fake base station (e.g., IMSI catcher or "Stingray"), used to intercept traffic or spoof network identity ch devices broadcast as ...

[Request Quote](#)



## What Is A Base Station?

A base station is an integral component of wireless communication networks, serving as a central point that manages the ...

[Request Quote](#)



## CN116074876A

The problem that needs to be solved is to detect anomalies in the KPI indicators of base stations. KPI anomaly detection is the basis of intelligent operation and maintenance of Internet


[Request Quote](#)



## What Is A Base Station?

A base station is an integral component of wireless communication networks, serving as a central point that manages the transmission and reception of signals between ...

[Request Quote](#)




## [Fake Base Station Detection and Link](#)



## [Routing Defense](#)

Fake base stations comprise a critical security issue in mobile networking. A fake base station exploits vulnerabilities in the broadcast message announcing a base station's ...

[Request Quote](#)



## **Fix Loss of Wireless Communications**


Communication errors on the DS-300 range of sensor can be due to the sensor not communicating with the base station. The causes of this could be the sensor and transmitter ...

[Request Quote](#)

## **Base Stations**

Base stations form a key part of modern wireless communication networks because they offer some crucial advantages, ...

[Request Quote](#)



## **Base Stations**

Base stations form a key part of modern wireless communication networks because they offer some crucial advantages, such as wide coverage, continuous communications and ...

[Request Quote](#)



## [Fake Base Station Detection and](#)



## [Blacklisting](#)

A fake base station is a well-known security issue in mobile networking. The fake base station exploits the vulnerability in the broadcasting message announcing.

## [Request Quote](#)



## **Fix Loss of Wireless Communications**

Communication errors on the DS-300 range of sensor can be due to the sensor not communicating with the base station. The causes of this could ...

## [Request Quote](#)



## Contact Us

---

For catalog requests, pricing, or partnerships, please visit:

<https://www.energyinnovationday.pl>

Phone: +48 22 335 1273

Email: [info@energyinnovationday.pl](mailto:info@energyinnovationday.pl)

Scan the QR code to contact us via WhatsApp.

