



Turn on the power of the base station





Overview

Attach the power cables to the base stations, and then plug each of the adapter into a power outlet to turn them on. Important: Use only the power cables and adapters that came with your base stations. Depending on the variant of your hardware, the status lights should be white or.

Attach the power cables to the base stations, and then plug each of the adapter into a power outlet to turn them on. Important: Use only the power cables and adapters that came with your base stations. Depending on the variant of your hardware, the status lights should be white or.

Tracking issues commonly manifest as drifting or floating movement of the controllers or game world when you are not in motion. To minimize potential tracking issues in your environment, start with these steps: Base Stations are packaged with a protective sticker on the front-facing surface. The.

A tool to manage the power of SteamVR base stations. You can control the power of the base stations without HTC Vive or Valve Index by linking it to the start and end of SteamVR. SteamVR has a feature to automatically turn on the base stations when SteamVR starts and sleep them when SteamVR ends.

Before installing the base stations, decide first whether you want to set up a room-scale or seated/standing-only play area. See Planning your play area. Make sure that the base stations are installed outside the play area and securely set up from being accidentally struck, dropped, or bumped to.

It could be really annoying when your Valve Index base station is blinking red—but don't panic! This indicates the base station is no longer recognized by SteamVR and therefore the digital boundaries have ceased to exist. In either case, your base station's power supply and positioning are the ones.

I've been using the SteamVR device power saving option and been putting my 2x 2.0 base stations to sleep after SteamVR shutdown for 1.5 years now without any problems. I like sleep mode because it turns both motors and lasers off when not in use and they remain cool and silent. From sleep mode they.

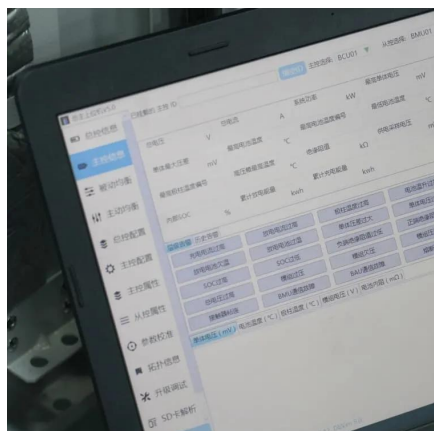
Before installing the base stations, decide first whether you want to set up a room-



scale or seated/standing-only play area. See Planning your play area. Make sure that the base stations are installed outside the play area and securely set up from being accidentally struck, dropped, or bumped to.



Turn on the power of the base station



How To Fix ASTRO A50 Base Station Not Powering On , Complete Power ...

Discover effective solutions to fix your ASTRO A50 Base Station not powering on. Follow our complete guide for troubleshooting and restoring functionality.

[Request Quote](#)

Installing SteamVR Base Station 2.0

Adjust the base stations so that the front panels are facing toward the center of the play area. Attach the power cables to the base stations, and then plug each of the adapter into a power ...

[Request Quote](#)



should i use any power management settings for base station ...

SteamVR's Base Station Power Management feature is turned OFF by default. Turning this feature ON ensures that your Base Stations power off when not in use to reduce ...

[Request Quote](#)

[How To Fix ASTRO A50 Base Station Not ...](#)

Discover effective solutions to fix your ASTRO A50 Base Station not powering on. Follow our complete guide for troubleshooting ...


[Request Quote](#)



[Automated power management for SteamVR base station](#)

A tool to manage the power of SteamVR base stations. You can control the power of the base stations without HTC Vive or Valve Index by linking it to the start and end of SteamVR.

[Request Quote](#)



Is there an option to only turn the base stations on when I'm in

Start SteamVR, in the graph window that pops up, click the top left 3 lines, go to Devices, click on Base Station Settings. Click Power Management, tick the box at the top to enable Power ...

[Request Quote](#)



[Automated power management for SteamVR base ...](#)

A tool to manage the power of SteamVR base stations. You can control the power of the base stations without HTC Vive or Valve Index by linking it to ...

[Request Quote](#)




Any way to have the base stations



start up in standby after ...

Thankfully the Lighthouse PM app makes it possible to quickly set the base stations to standby without having to start the computer and Steam VR only to shut down the ...

[Request Quote](#)



Installing SteamVR Base Station 2.0

Adjust the base stations so that the front panels are facing toward the center of the play area. Attach the power cables to the base stations, and then ...

[Request Quote](#)

should i use any power management settings for base station ...

SteamVR's Base Station Power Management feature is turned OFF by default. Turning this feature ON ensures that your Base Stations power off when not in use to reduce power usage ...

[Request Quote](#)



[Valve Index Base Station Blinking Red? \(Let's Fix It Fast\)](#)

After roughly a minute has elapsed, reset the power cord and wait for your base station to turn on. If the base station's functions are restored, the indicator will illuminate in ...

[Request Quote](#)

[Valve Index Base Station Blinking Red?](#)



[\(Let's Fix ...](#)

After roughly a minute has elapsed, reset the power cord and wait for your base station to turn on. If the base station's functions are ...

[Request Quote](#)



[Index Base Station & Lighthouse Tracking](#)


You can turn this feature on/off at any time by navigating to SteamVR->Settings->Base Station->Power Management. When this feature is OFF, your Base Stations will remain powered and ...

[Request Quote](#)

Is there an option to only turn the base stations on when I'm in

Start SteamVR, in the graph window that pops up, click the top left 3 lines, go to Devices, click on Base Station Settings. Click Power Management, tick the box at the top to ...

[Request Quote](#)



Installing the base stations

Adjust the base stations so that the front panels are facing toward the center of the play area. Attach the power cables to the base stations, and then plug them each into a power outlet to ...

[Request Quote](#)



Contact Us

For catalog requests, pricing, or partnerships, please visit:

<https://www.energyinnovationday.pl>

Phone: +48 22 335 1273

Email: info@energyinnovationday.pl

Scan the QR code to contact us via WhatsApp.

