



# Reset circuit breaker factory in Russia





## Overview

---

Unplug all devices on the circuit and fully switch the breaker “OFF”, then back “ON.” Breaker handles are spring-loaded. To reset a breaker, they must be fully switched off first, then switched on. If a breaker is tripped, trying to switch it to “ON” will not re-engage the internal.

Unplug all devices on the circuit and fully switch the breaker “OFF”, then back “ON.” Breaker handles are spring-loaded. To reset a breaker, they must be fully switched off first, then switched on. If a breaker is tripped, trying to switch it to “ON” will not re-engage the internal.

KEAZ is a unique Russian full circle developer and manufacturer of electrical products: from R&D to equipment assembly and packaging, which makes KEAZ absolutely flexible and capable of satisfying any customer needs. KEAZ Group of Companies is a union of three plants that specialize in development.

Today, the experts at Hermann Services will walk you through the short and long of resetting your circuit breaker so your lights come back and your day can continue without worries. Call Today. If you're here for a fast answer on circuit breakers, here's the quick and straightforward solution to.

If you're dealing with a tripped circuit breaker, it's essential to understand the reset method based on breaker type. There are three main types—automatic, modified, and manual—each suited to specific applications. While their reset methods differ, all types perform the same basic function:.

Circuit breaker reset is a simple 3-step process: locate the tripped breaker (switch in middle position), flip it fully OFF, then flip it back ON. However, understanding when it's safe to reset, recognizing warning signs, and knowing when to call a professional can prevent electrical fires and.

But before you call an electrician, take a deep breath and check the circuit breaker. Sometimes, a simple reset is all you need to get your home's power back on track. In this comprehensive guide, we'll walk you through the process of resetting a circuit breaker, common mistakes to avoid, and some.

To reset a circuit breaker, you need to first identify the tripped circuit breaker, turn



off the related equipment, find the main electrical panel, switch the circuit breaker to the "OFF" position, wait a few seconds and then switch it to the "ON" position, and finally verify whether the reset is. How do I Reset my breaker?

The center is the 'error' position. Reset the one (or more) breaker that is blown by first switching it to the "off" position. This provides the reset state to make it safe to switch your breaker back on. Wait for a second or two, then firmly switch the breaker to the "on" position.

How do you reset a tripped circuit breaker?

To reset a tripped circuit breaker, move the breaker handle to the full "off" position, then back to the "on" position. You should hear a distinct "click" as the breaker resets and the contacts engage. Make sure that the breaker is fully reset and the handle is securely in the "on" position.

Can a circuit breaker be reset?

Sometimes, a simple reset is all you need to get your home's power back on track. In this comprehensive guide, we'll walk you through the process of resetting a circuit breaker, common mistakes to avoid, and some essential safety tips to keep in mind. What is a Circuit Breaker?

How do you fix a broken breaker?

If the breaker has a toggle switch, flip it back to the "on" position. Once the breaker is reset, turn on the appliances and lights one by one to ensure everything is working correctly. If the breaker trips again, it's likely there's an underlying issue that needs to be addressed.



## Reset circuit breaker factory in Russia



### KEAZ Group

KEAZ is a unique Russian full circle developer and manufacturer of electrical products: from R& D to equipment assembly and packaging, which makes KEAZ absolutely flexible and capable of ...

[Request Quote](#)

### [Circuit Breaker Tripped & Won't Reset? Here's ...](#)

Issues with the Electrical Panel - An old or faulty panel can prevent a circuit breaker from being resolved. Upgrading the panel may ...

[Request Quote](#)



### [Why Breaker Won't Reset \(and What to Do About ...\)](#)

Circuit breakers trip to protect your home - but what happens when one won't reset? Whether it refuses to switch back on or ...

[Request Quote](#)




### [How long do you have to wait to reset a circuit breaker?](#)

Before resetting the circuit breaker, all electrical equipment must be turned off to prevent them from restarting when the circuit breaker is reset. This not only causes excessive ...



[Request Quote](#)



## How to Reset Circuit Breakers


Learn how to reset circuit breakers by type. Step-by-step guide to resetting tripped breakers: automatic, modified, and manual reset types.

[Request Quote](#)

## How to Reset Circuit Breaker

When resetting the circuit, pay special attention to the starting current of the appliance, which is usually 3 to 5 times the current when the device is running. An air ...

[Request Quote](#)



## [How to Reset Circuit Breaker in 4 Steps . Herrmann Services](#)

Quick Answer: How to Reset Breaker What Causes Breakers to Blow Resetting A Circuit Breaker Step-By-Step How to Tell If Fuse Is Blown in Circuit Breaker Now for the long answer. If you're unsure where to start, we can walk you through resetting your blown breaker step by step. See more on herrmannservices Missing: Russia Must include: Russia

## Searches you might like




resettable circuit breaker  
circuit breaker repair  
circuit breaker replacement  
how to replace a circuit breaker  
optifuse

## How to Reset Circuit Breakers - OptiFuse

Learn how to reset circuit breakers by type. Step-by-step guide to resetting tripped breakers: automatic, modified, and manual reset types.

[Request Quote](#)



## How to Reset a Circuit Breaker

Circuit breaker reset is a simple 3-step process: locate the tripped breaker (switch in middle position), flip it fully OFF, then flip it back ...

[Request Quote](#)



## The Electrician Explained the Hidden Danger

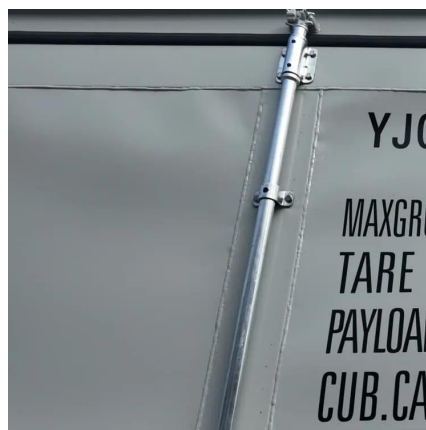
A widespread replacement of older circuit breakers with modern models is currently underway in many Russian apartments. While this upgrade is intended to enhance electrical ...

[Request Quote](#)

## How to Reset Circuit Breaker in 4 Steps , Herrmann Services

Learn how to easily reset & test a circuit breaker from Herrmann Services' step-by-step guide. Get your electrical system back on track.

[Request Quote](#)



## Circuit Breaker Tripped & Won't



## Reset? Here's What to Do Next!

Issues with the Electrical Panel - An old or faulty panel can prevent a circuit breaker from being resolved. Upgrading the panel may be necessary. If your home's circuit ...

[Request Quote](#)

## [Why Breaker Won't Reset \(and What to Do About It\)](#)

Circuit breakers trip to protect your home - but what happens when one won't reset? Whether it refuses to switch back on or immediately trips again, this guide covers all the ...

[Request Quote](#)



## How to Reset a Circuit Breaker

Circuit breaker reset is a simple 3-step process: locate the tripped breaker (switch in middle position), flip it fully OFF, then flip it back ON. However, understanding when it's safe ...

[Request Quote](#)

## Flip the Switch: A Step-by-Step Guide to Resetting a Circuit Breaker

To reset the breaker, push the switch firmly to the "on" position. You may hear a slight click as the breaker resets. If the breaker has a toggle switch, flip it back to the "on" ...

[Request Quote](#)



## [How long do you have to wait to reset a](#)



### [circuit ...](#)

Before resetting the circuit breaker, all electrical equipment must be turned off to prevent them from restarting when the circuit ...

[Request Quote](#)



## Contact Us

---

For catalog requests, pricing, or partnerships, please visit:

<https://www.energyinnovationday.pl>

Phone: +48 22 335 1273

Email: [info@energyinnovationday.pl](mailto:info@energyinnovationday.pl)

Scan the QR code to contact us via WhatsApp.

