



# Reset circuit breaker factory in Romania





## Overview

---

Follow these five clear steps to reset a tripped circuit breaker safely and restore power in your facility or workspace.

Follow these five clear steps to reset a tripped circuit breaker safely and restore power in your facility or workspace.

Today, the experts at Hermann Services will walk you through the short and long of resetting your circuit breaker so your lights come back and your day can continue without worries. Call Today. If you're here for a fast answer on circuit breakers, here's the quick and straightforward solution to.

To reset a circuit breaker, you need to first identify the tripped circuit breaker, turn off the related equipment, find the main electrical panel, switch the circuit breaker to the "OFF" position, wait a few seconds and then switch it to the "ON" position, and finally verify whether the reset is.

Unlike a fuse, which must be replaced after it performs its job, a circuit breaker can be reset to resume its normal operation once the underlying issue is resolved. This protective device is calibrated to the maximum current rating the circuit's wiring can safely handle, ensuring that any current.

This wikiHow article will teach you how to safely find and flip a tripped breaker, restoring your power. Locate the breaker panel, which looks like a large metal box mounted on the wall. Open the panel and look for a switch that's facing the opposite direction from the others. Turn the switch to.

If you're dealing with a tripped circuit breaker, it's essential to understand the reset method based on breaker type. There are three main types—automatic, modified, and manual—each suited to specific applications. While their reset methods differ, all types perform the same basic function:.

Circuit breaker reset is a simple 3-step process: locate the tripped breaker (switch in middle position), flip it fully OFF, then flip it back ON. However, understanding when it's safe to reset, recognizing warning signs, and knowing when to call a professional can prevent electrical fires and.



## Reset circuit breaker factory in Romania



### [Easy Ways to Reset a Breaker \(with Pictures\)](#)

If power goes out in part of your house, a circuit breaker that regulates the flow of electricity has likely been tripped. This wikiHow article will teach you how to safely find and flip ...

[Request Quote](#)

### Cum sa resetati în siguranta un întrerupator de circuit în carcasa

Aflati cum sa resetati în siguranta un întrerupator de circuit în carcasa turnata declansat, cum sa testati circuitele dupa resetare, când sa opriti si ce înseamna declansarea ...

[Request Quote](#)



### How to Reset a Circuit Breaker

Turn off and unplug everything on the circuit, then reset the breaker. If it trips, turn off the breaker and call an electrician. Power off all electrical devices connected to the circuit ...

[Request Quote](#)

### How to Reset Circuit Breakers

Learn how to reset circuit breakers by type. Step-by-step guide to resetting tripped breakers: automatic, modified, and manual reset types.

[Request Quote](#)



## How to Reset a Circuit Breaker

Learn how to safely reset a circuit breaker in your home with this complete guide, including troubleshooting tips, safety warnings, and when to call a professional.


[Request Quote](#)



## How to Reset a Circuit Breaker

Learn how to safely reset a circuit breaker in your home with this complete guide, including troubleshooting tips, safety warnings, and ...

[Request Quote](#)



## [Easy Steps to Reset Your Circuit Breaker](#)

Whatever the reason you need to reset your circuit breakers, you need to know how to do it first, which is why we have put together this step-by-step guide, as well as some answers to the ...

[Request Quote](#)



## [How to Reset a Circuit Breaker Safely](#)



Reset your circuit breaker safely. Understand the full procedure and diagnose if persistent trips signal a serious electrical fault.

[Request Quote](#)



### [How to Reset Circuit Breaker in 4 Steps , Herrmann Services](#)

Learn how to easily reset & test a circuit breaker from Herrmann Services' step-by-step guide. Get your electrical system back on track.

[Request Quote](#)



## How to Reset Circuit Breaker

When resetting the circuit, pay special attention to the starting current of the appliance, which is usually 3 to 5 times the current when the device is running. An air ...


[Request Quote](#)



### [How to Reset Circuit Breaker in 4 Steps , Herrmann Services](#)

When resetting the circuit, pay special attention to the starting current of the appliance, which is usually 3 to 5 times the current when the device is running. An air ...

[Request Quote](#)



### [Easy Steps to Reset Your Circuit Breaker](#)



Whatever the reason you need to reset your circuit breakers, you need to know how to do it first, which is why we have put together this step-by-step ...


[Request Quote](#)



### [How to Reset a Circuit Breaker in 5 Steps](#)

Follow these five clear steps to reset a tripped circuit breaker safely and restore power in your facility or workspace.

[Request Quote](#)



### How to Reset a Circuit Breaker

Turn off and unplug everything on the circuit, then reset the breaker. If it trips, turn off the breaker and call an electrician. Power off all ...

[Request Quote](#)



### [How to Reset a Circuit Breaker in 5 Steps](#)

Up to 3% cash back · Follow these five clear steps to reset a tripped circuit breaker safely and restore power in your facility or ...

[Request Quote](#)





## Contact Us

---

For catalog requests, pricing, or partnerships, please visit:

<https://www.energyinnovationday.pl>

Phone: +48 22 335 1273

Email: [info@energyinnovationday.pl](mailto:info@energyinnovationday.pl)

Scan the QR code to contact us via WhatsApp.

