



Power Base Station Lighting





Overview

What is a base load power station?

During periods when there is no peak power demand, there are some power stations that constantly run and provide power to the grid, known as base load power stations. Nuclear power stations fall into this base load power station category. These stations cannot be easily stopped or restarted.

What are the lighting requirements for substations & other energy facilities?

Let's delve into the lighting requirements for substations and other energy facilities. According to the National Electrical Safety Code Interpretation, the recommended illuminance level for substations is set at 22 lux, primarily intended to cover general areas within the power plant.

Why is lighting important in a nuclear power station?

Ensuring reliable lighting in the substation yard is essential for security and daily maintenance. Adequate illumination throughout the nuclear power station not only deters trespassers but also aids electricians in conducting inspections on electricity towers and power lines during nighttime.

What is a flood lighting system for substations?

Our flood lighting system for substations is specifically engineered for challenging environments, including high ambient temperatures, humidity, and radiation-intensive reactor areas. Let's explore how we can effectively light up your electrical substation and nuclear power station. Get your complimentary lighting design today



Power Base Station Lighting



Larson Electronics

Larson Electronics lighting equipment for power plants, substations, natural gas plants, and explosion proof certified lighting and electrical supplies and equipment approved for hazardous ...

[Request Quote](#)

[Ultra Narrow Band \(UNB\) Network Lighting Control ...](#)

Powered by Telensa, this base station enables dedicated wireless connectivity for thousands of connected lighting fixtures, ...

[Request Quote](#)



[AirLink Synapse Central Base Station](#)

The Central Base Station can be installed anywhere you need wireless push-button lighting control, such as municipal ballparks, hockey arenas, basketball facilities, and other multi-use ...

[Request Quote](#)

[TKH CEDD® HPS Basestation , Friars Airfield Solutions](#)

The CEDD® HPS Basestation has been designed to supply a power up to 2.3 kW to the connected fixtures. The CEDD® HPS Basestation is typically controlled remotely but for ...



[Request Quote](#)



[LED Power Generation Lighting , LED Lighting Supply](#)

Our power plant lighting specialists provide comprehensive support to ensure your facility receives optimal illumination solutions. We create complementary custom lighting plans that calculate ...


[Request Quote](#)



LED Lighting for Transmission, Electrical & Power Station Facilities

For a free consultation about ordering customized industrial LED lighting for an electrical station or substation, contact us online, or call (856) 427-9411 to get started.

[Request Quote](#)



Central Base Station

Central Base Station Central Base Station
Features: IP65 rated with built in surge protection
Programmable push buttons for manual control
Multiple Zones, Behaviors, Events, and ...

[Request Quote](#)




[LED Power Generation Lighting , LED](#)



[Lighting Supply](#)

Our power plant lighting specialists provide comprehensive support to ensure your facility receives optimal illumination solutions. We create ...

[Request Quote](#)



[Utility Substation Lighting Solutions , Holophane](#)

Lighting and controls solutions tailored to your facility, combined with the information you need to complete your project. Get spec sheets, BIM and IES files, utility rebate calculations and more.

[Request Quote](#)



Substation Lighting - LedsMaster



[Ultra Narrow Band \(UNB\) Network Lighting Control Base Station](#)

Powered by Telensa, this base station enables dedicated wireless connectivity for thousands of connected lighting fixtures, ensuring seamless operations with minimal ongoing ...

[Request Quote](#)



[TKH CEDD® HPS Basestation , Friars Airfield ...](#)

The CEDD® HPS Basestation has been designed to supply a power up to 2.3 kW to the connected fixtures. The CEDD® HPS Basestation is ...

[Request Quote](#)



Ensuring reliable lighting in the substation yard is essential for security and daily maintenance. Adequate illumination throughout the nuclear power ...

[Request Quote](#)



CENTRAL BASE STATION

The Central Base Station (CBS) is a SimplySnap SS450 site controller installed in a NEMA 4X enclosure with local programmable push buttons to manually activate up to 25 Scenes (5 per ...


[Request Quote](#)



Substation Lighting - LedsMaster

Ensuring reliable lighting in the substation yard is essential for security and daily maintenance. Adequate illumination throughout the nuclear power station not only deters trespassers but ...

[Request Quote](#)



[AirLink Synapse Central Base Station](#)

The Central Base Station can be installed anywhere you need wireless push-button lighting control, such as municipal ballparks, hockey arenas, ...

[Request Quote](#)





Contact Us

For catalog requests, pricing, or partnerships, please visit:

<https://www.energyinnovationday.pl>

Phone: +48 22 335 1273

Email: info@energyinnovationday.pl

Scan the QR code to contact us via WhatsApp.

