



Output current of single-phase inverter





Overview

Output voltage $V_0 = -V_s / 2$ Output current $i_0 = V_0/R = -V_s/2R$ If switch current $i_{s1} = 0$, $i_{s2} = -V_s/2R$ and also the diode current $i_{D1} = i_{D2} = 0$.

Output voltage $V_0 = -V_s / 2$ Output current $i_0 = V_0/R = -V_s/2R$ If switch current $i_{s1} = 0$, $i_{s2} = -V_s/2R$ and also the diode current $i_{D1} = i_{D2} = 0$.

A single-phase inverter is a type of inverter that converts DC source voltage into single-phase AC output voltage at a desired voltage and frequency and it is used to generate AC Output waveform means converting DC Input to AC output through the process of switching. Phase-commutated inverters when.

Talking about single-phase inverters, these convert a DC input source into a single-phase AC output. These inverters are frequently utilized in a variety of settings and applications. A single-phase inverter's main goal is to generate an AC output waveform that, in ideal circumstances, mimics a.

In this paper, a DPWM is proposed for single-phase inverter. The output current ripple is analyzed and experiments are conducted to verify the analytical result. Comparison to SPWM is conducted to find the modulation index range that provides a benefit when using the DPWM. This is an open access.

The single-phase full-bridge inverter converts a fixed DC voltage into a controlled AC voltage. The topology of this converter shown in Fig. 1 (a). It consists of an input capacitor C and four switches (usually insulated-gate bipolar transistors (IGBT) or MOSFETS). When switches Q and will be equal.

This app note will demonstrate the implementation of a single-phase inverter using different control methodologies. In this app note Square and Quasi Square techniques will be implemented using a SLG46621V GreenPAK IC. One switching pattern is applied to SW1 and SW4 simultaneously, whereas the.

0.75kW single phase output frequency inverter for sale, 1-phase input to 0~input voltage 1-phase output at 220V/230V/240V. Rated current 7A, input voltage single phase AC $220 \pm 15\%$, and output voltage 1 phase. High-frequency inverter with output frequency 0~1000Hz has start frequency.



Output current of single-phase inverter



Chapter 3

Formulas are provided for calculating output voltage, current, power, and harmonic distortion. Examples are also included to demonstrate ...

[Request Quote](#)

Output current ripple analysis of single phase inverter with

In this paper, a DPWM is proposed for single-phase inverter. The output current ripple is analyzed and experiments are conducted to verify the analytical result.

[Request Quote](#)



Single Phase Inverter

The primary objective of a single phase inverter is to generate an AC output waveform that ideally replicates a sinusoidal pattern with minimal harmonic content.


[Request Quote](#)

Chapter 3

Formulas are provided for calculating output voltage, current, power, and harmonic distortion. Examples are also included to demonstrate calculating parameters for resistive and RLC loads

...

[Request Quote](#)



Single-Phase Inverters

The waveforms of the output voltage and current as well as the current flowing through the switches and diodes for the half-bridge inverter with RL load are shown in Figure 9.


[Request Quote](#)



[AN-CM-270 Design and Implementation of a Single Phase ...](#)

This application note explores the use of GreenPAK ICs in power electronics applications and will demonstrate the implementation of a single-phase inverter using various control methodologies.


[Request Quote](#)



CHAPTER 2

In this chapter single-phase inverters and their operating principles are analyzed in detail. The concept of Pulse Width Modulation (PWM) for inverters is described with analyses extended to ...

[Request Quote](#)




[Experiment: Single-Phase Full-Bridge](#)



[sinewave Inverter](#)

This method, which called the sinusoidal PWM, will enable the control of the AC output voltage and improve the harmonic performance of the inverter. However, it should be noted that this ...

[Request Quote](#)



Studies on Input DC and output AC Current of 1-Phase Inverter ...

The fundamental components and total harmonic distortion (THD) of input current waveform, output current and voltage waveform using various techniques has been presented as well as ...

[Request Quote](#)

Output current ripple analysis of single phase inverter with

The inverter output current is sensed by using LA-55P LEM current sensor and recorded by a digital oscilloscope. Then, the recorded signal is passed to a high pass filter with a cut-off ...

[Request Quote](#)



Single Phase Output Inverter

The working principle of the single-phase output inverter is to convert single-phase alternating current into three-phase alternating current through electronic circuits, thereby achieving ...

[Request Quote](#)



Contact Us

For catalog requests, pricing, or partnerships, please visit:

<https://www.energyinnovationday.pl>

Phone: +48 22 335 1273

Email: info@energyinnovationday.pl

Scan the QR code to contact us via WhatsApp.

