



# New energy battery cabinet shows no communication





## Overview

---

It is very likely due to a communication issue between the Battery BMS and the Solar inverter. This post may help you solve this common problem. Quick Solution: You can try to disconnect PINS 1-6, leaving only the pins 7 and 8. Here is how to do:.

It is very likely due to a communication issue between the Battery BMS and the Solar inverter. This post may help you solve this common problem. Quick Solution: You can try to disconnect PINS 1-6, leaving only the pins 7 and 8. Here is how to do:.

If no changes have been made to the PLM channels for the battery, and it still fails to communicate, it is recommended to contact a certified PWRcell dealer to inspect the system in person. While PWRcell customer support can assist with various system-related issues, in this case, where the battery.

There are various types of lithium batteries on the market, each utilizing different BMS (Battery Management System) communication protocols. If you are unable to view battery information on the APP or display screen after connecting the inverter with the battery (as shown in the photo Below), It.

If you are having constant issues with your voltage, you will want to contact your utility company to check grid voltages. This article will dive into what troubleshooting customer support can provide when the battery has lost communication with the inverter. What Does it Mean When My PWRCell.

Why can't my Smart battery establish a communication connection with the DC Home APP?

If you're into tech, dealing with a Smart lithium battery that lost communication can be a real pain, how to do the battery troubleshooting?

Even with a fancy battery bank, you might run into this issue. If you're.

In a solar + storage system, the inverter is the brain — but communication is the nervous system. When communication errors occur between the hybrid inverter, battery, BMS, or monitoring platform, even the best hardware becomes unreliable.



These issues often frustrate small installers and overseas.

The communications cable between the ECC800-Pro and the lithium battery cabinet is properly connected, but the ECC800-Pro repeatedly reports an alarm indicating that the communication between the lithium battery cabinet and the ECC800-Pro fails. In the maintenance scenario, if you power off the.



## New energy battery cabinet shows no communication



### [Solar Communication Issues & Troubleshooting](#)

Solar communication is vital to solar production and savings. Learn the top solar communication issues and troubleshooting steps to take.

[Request Quote](#)

### [How to solve Inverter & battery Communication issues](#)

How to solve Inverter & battery Communication issues ?Explore practical tips on resolving communication issues between inverters and batteries, ensuring smooth and ...

[Request Quote](#)



### [How to troubleshoot new energy battery cabinet communication ...](#)

What happens if BMS and inverter are not communicating? If the BMS and the inverter are not communicating a number of problems may arise. This can lead to the batteries not obeying the ...

[Request Quote](#)



### [How to Troubleshoot A Smart Lithium Battery If It Lost Communication](#)

Unfortunately, when your Smart lithium battery can not establish a communication connection with the DC Home APP, there could be a variety of reasons behind the problem. The issues might ...




[Request Quote](#)



### **What Should I Do If the Lithium Battery Cabinet and ECC800-Pro**

In the maintenance scenario, if you power off the system and replace the ECC800-Pro and then power on the system again, the DHCP IP address may fail to be assigned to the lithium ...


[Request Quote](#)



### **[How To Troubleshoot a Battery Cabinet That Has Lost ...](#)**

Ensure that the Battery Disconnect switch is set to the ON position. Power cycle the inverter's rebus beacon device. Perform a full system power cycle. If no changes have been made to the ...

[Request Quote](#)



### **[How to Troubleshoot A Smart Lithium Battery If It Lost ...](#)**

Unfortunately, when your Smart lithium battery can not establish a communication connection with the DC Home APP, there could be a variety of reasons behind the problem. The issues might ...

[Request Quote](#)



### **[Top Communication Errors in Hybrid](#)**



## [Inverters and How to](#)

This guide covers the most common communication errors in hybrid inverters, how to identify them, and how to solve them quickly -- even in the field.

[Request Quote](#)



## [U0112-Data bus: battery energy control module B](#)

When the PCM or any other control module is unable to receive expected signals from Battery Energy Control Module B, it registers the U0112 code and may activate warning lights on your ...

[Request Quote](#)

## [Solar Communication Issues & Troubleshooting](#)

Solar communication is vital to solar production and savings. Learn the top solar communication issues and troubleshooting steps to take.

[Request Quote](#)



## **How To Troubleshoot a Battery Cabinet That Has Lost Communication**

Ensure that the Battery Disconnect switch is set to the ON position. Power cycle the inverter's rebus beacon device. Perform a full system power cycle. If no changes have been made to the ...


[Request Quote](#)

## **PWRcell Inverters**



How To Troubleshoot a Battery Cabinet That Has Lost Communication This article will dive into what troubleshooting customer support can provide when the battery has lost ...

[Request Quote](#)



[New energy battery cabinet internal communication high ...](#)

If you noticed that the battery is stuck in the 'powering up' state for several hours, you can try the following steps before contacting a local certified PWRcell dealer: Disable and then re-enable ...

[Request Quote](#)



## Contact Us

---

For catalog requests, pricing, or partnerships, please visit:

<https://www.energyinnovationday.pl>

Phone: +48 22 335 1273

Email: [info@energyinnovationday.pl](mailto:info@energyinnovationday.pl)

Scan the QR code to contact us via WhatsApp.

