



My communication with the base station is abnormal





Overview

Trace the cable (s) and ensure they are properly connected to power and the network. Unplug the network (and power cable, if used), wait 10 seconds, reconnect cable (s). Test inbound and outbound calling. If lights do not all turn green, please submit a ticket.

Trace the cable (s) and ensure they are properly connected to power and the network. Unplug the network (and power cable, if used), wait 10 seconds, reconnect cable (s). Test inbound and outbound calling. If lights do not all turn green, please submit a ticket.

I'm experiencing an issue with my Yealink W90DM and W90B base stations. The base stations are using DECT Sync (not LAN Sync), and all firmware is up to date. The sync level is set to "Automatic." However, the base stations are shown as "Active" but not "Active Sync," and they are marked as.

Your Base Station is the brains of your system and requires a clear connection between your SimpliSafe® devices and network. If you are subscribed to the Pro Plus, Pro, Core or Standard residential or business security plans, a "No Link to Dispatcher" error means that your Base Station has lost.

GNSS RTK (Real-Time Kinematic) technology enables high-precision positioning using GNSS receivers, making it indispensable in many fields such as agriculture, surveying, construction, and other areas where centimeter-level accuracy is crucial. However, sometimes during the RTK setup process, issues.

This section describes some possible station setup and static measurement issues, possible causes, and how to solve them. Trimble recommends that you use the Trimble Access software to restart or configure base and rover receivers. The Trimble Access software sets up all radio and receiver.

The key to any wireless system is the communication between the wireless transmitters and the base station. We use a bi-directional communication protocol; this means that if communications fail the system can alert users. The most common causes of communication failure are: Repeaters are turned.

Connect your computer to the same network as the Yealink W80/W90 DECT



Manager. Open a web browser and enter the IP address of the DECT Manager in the address bar. Log in using the administrator credentials. Once logged in, go to the "Diagnostics" or "System Log" section, depending on the model.



My communication with the base station is abnormal



[How to Get Correct Diagnostic Files of Yealink W80/W90 DM](#)

Connect your computer to the same network as the Yealink W80/W90 DECT Manager. Open a web browser and enter the IP address of the DECT Manager in the address ...

[Request Quote](#)

Yealink W90DM

Hi, I'm experiencing an issue with my Yealink W90DM and W90B base stations. The base stations are using DECT Sync (not LAN ...

[Request Quote](#)



Yealink W90DM

Hi, I'm experiencing an issue with my Yealink W90DM and W90B base stations. The base stations are using DECT Sync (not LAN Sync), and all firmware is

[Request Quote](#)



Troubleshooting an offline Yealink W60B DECT Wireless base ...

Trace the cable (s) and ensure they are properly connected to power and the network. Unplug the network (and power cable, if used), wait 10 seconds, reconnect cable (s). Test inbound and ...



[Request Quote](#)



Troubleshooting an offline Yealink W60B DECT Wireless base station

Trace the cable (s) and ensure they are properly connected to power and the network. Unplug the network (and power cable, if used), wait 10 seconds, reconnect cable (s). Test inbound and ...

[Request Quote](#)



How to Get Correct Diagnostic Files of Yealink W80/W90 DM & Base

Connect your computer to the same network as the Yealink W80/W90 DECT Manager. Open a web browser and enter the IP address of the DECT Manager in the address ...


[Request Quote](#)



Fix Loss of Wireless Communications

Communication errors on the DS-300 range of sensor can be due to the sensor not communicating with the base station. The causes of this could be the sensor and transmitter ...

[Request Quote](#)




[No Link to Dispatcher Warning \(Gen 3\)](#)



[SimpliSafe®\)](#)

However, sometimes during the RTK setup process, issues ...

[Request Quote](#)



[No Link to Dispatcher Warning \(Gen 3 SimpliSafe®\)](#)


In some instances, resetting the Base Station will be a step you need to take to restore communication between the Base Station and your system. Please ensure that your system is ...

[Request Quote](#)

Base Station alert troubleshooting

While troubleshooting, you can also reboot the Base Station remotely through NCS to see if that resolves your problem. The 'halt' command stops all communications to and from the ...

[Request Quote](#)



[RTK Troubleshooting. A Step-by-Step Guide](#)

However, sometimes during the RTK setup process, issues may arise: the receiver may not switch from DGNSS to RTK mode, or corrections may not be received properly. In ...

[Request Quote](#)


[What Does "Device Connection Problem"](#)



[Mean and How to ...](#)

To rule out any interference that could impact the Base Station's connection, make sure that it is at least 3 feet off the ground and is on a non-dense material like wood or glass. The Base ...

[Request Quote](#)



Troubleshooting base station setup and static measurement ...

This section describes some possible station setup and static measurement issues, possible causes, and how to solve them. Trimble recommends that you use the Trimble Access ...


[Request Quote](#)



Fix Loss of Wireless Communications

Communication errors on the DS-300 range of sensor can be due to the sensor not communicating with the base station. The causes of this could ...

[Request Quote](#)



Yealink W90DM

Hi, I'm experiencing an issue with my Yealink W90DM and W90B base stations. The base stations are using DECT Sync (not LAN Sync), and all firmware is up to date.

[Request Quote](#)



Contact Us

For catalog requests, pricing, or partnerships, please visit:

<https://www.energyinnovationday.pl>

Phone: +48 22 335 1273

Email: info@energyinnovationday.pl

Scan the QR code to contact us via WhatsApp.

